



Region I - National Association of Agricultural Educators

# Vision 2035

---

## Vision 2035

### **Dave Gossman**

California Agricultural Teacher's Association (CATA)  
Atwater High School Agriculture Department  
PO Box 835  
Atwater, CA 95301  
dgossman@muhsd.org



Fall 2015  
Report

## Table of Contents

Report Overview	.....	1
Survey Background Questions / Results	.....	2
Primary Survey Questions	.....	3
Question #1 Regional I Response Data	.....	4
Question #2 Regional I Response Data	.....	6
Question #3 Regional I Response Data	.....	8
NAAE Region I Overall Response Summary	.....	10
Recommendations Moving Forward	.....	11
Alaska Survey Response Data	.....	13
Arizona Survey Response Data	.....	14
California Survey Response Data	.....	15
Hawaii Survey Response Data	.....	18
Idaho Survey Response Data	.....	19
Montana Survey Response Data	.....	22
Nevada Survey Response Data	.....	25
Oregon Survey Response Data	.....	27
Utah Survey Response Data	.....	30
Washington Survey Response Data	.....	33
Wyoming Survey Response Data	.....	36
NAAE Region I Survey Response Data	.....	39
Special Thanks & More Info	.....	42

**Overview**

During the April 2015 NAAE Region I meeting in Arizona, the California delegation shared the “Vision 2030” project ([www.CATAVision2030.org](http://www.CATAVision2030.org)) with the NAAE Region I’s states/members. The purpose of the (2010) project in California (through the California Agricultural Teacher’s Association - CATA) was to identify the needs, concerns, and/or issues of individual agriculture educators who felt needed to be addressed in order to sustain, strengthen, and/or build agriculture education at the local and state level in the next 20 years.

The success of the “action oriented” project in California gained the interest of the NAAE Region I membership who attended the April 2015 meeting and a survey was created to identify the needs, concerns, and/or issues that Region I members felt needed to be addressed in order to sustain, strengthen, and/or build agriculture education at the local, state, and national levels. It is important to note that participants of the survey communicated “OPEN” answers that had to be typed. There were no “menu” answer selections. The results of the survey questions were organized and categorized on similarity to better condense the data.

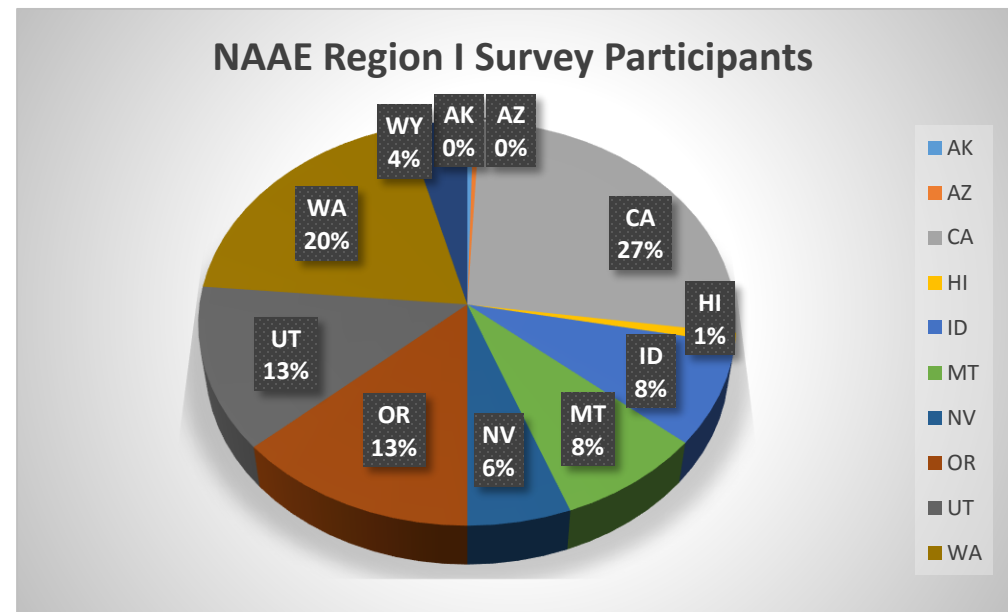
The survey was conducted during the early summer of 2015 and was open to all agriculture educators with a primary focus on (encouragement to participate) current NAAE members. The goal was to gather data, input, and membership feedback and provide the information to all NAAE Region I states/membership at the November 2015 NAAE conference in New Orleans. The goal moving forward is to take the membership’s needs, concerns, and/or issues and create “action plans” to better the members and the agricultural education profession.

**Survey Background Questions / Results**

#1 – State currently teaching agriculture education:

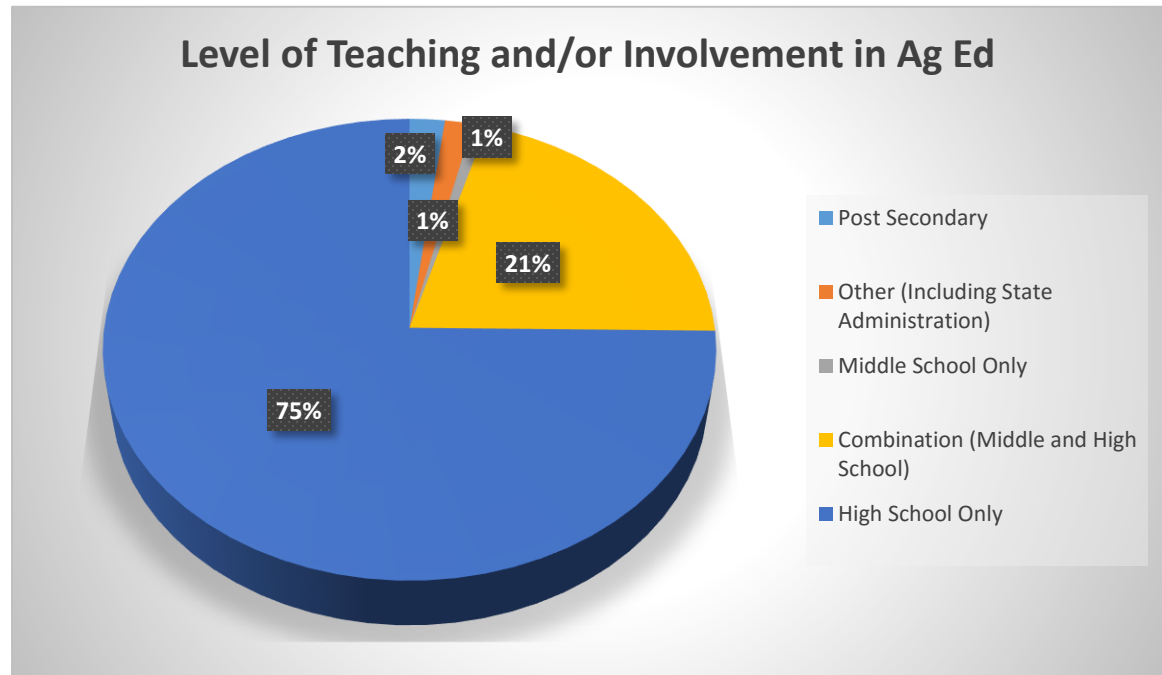
**246** - Total Number of Survey Participants

State	# of Participants
AK	1
AZ	1
CA	65
HI	2
ID	20
MT	20
NV	14
OR	33
UT	32
WA	48
WY	10



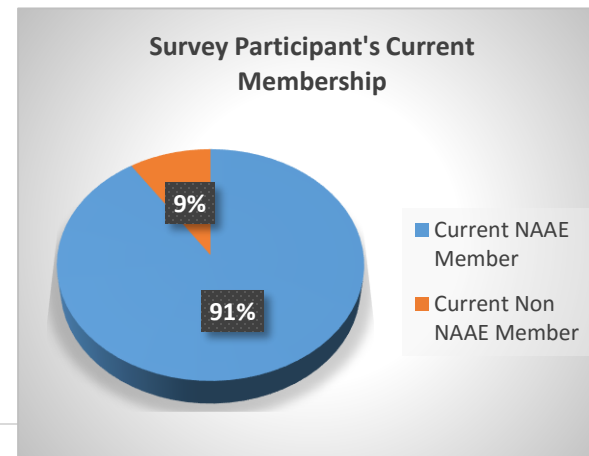
#2 – The (survey participant’s) level of teaching or involvement with agriculture education:

#’s	Level Teaching / Involvement
51	Combo Middle/High School
184	High School Only
2	Middle School Only
4	Other (State Staff)
5	Post Secondary (College/University)



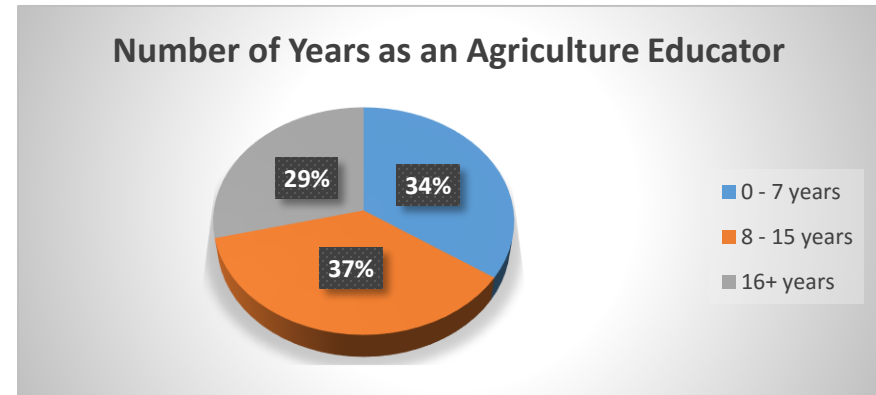
#3 – Survey participant (246 individuals) membership affiliation:

%	Membership Affiliation
100%	Individual’s State Ag Ed Association
91%	Current NAAE Member
9%	Non-Current NAAE Member



#4 – Survey participant (246 individuals) serving as an agriculture educator:

#'s	Teaching Experience
85	0 – 7 Years
71	8 – 15 Years
90	16+ Years



**Primary Survey Questions**

Question #1 (Participant had to be a current classroom teacher could write up to 5 responses)

“What do you see as the biggest need, issue, or concern regarding your own (LOCAL / PERSONAL) teaching/program with regards to sustaining or strengthening your profession/program over the next 20 years?”

Question #2 (Participant could write up to 4 responses)

“What do you see as the biggest need, issue, or concern that needs to be addressed at the STATE level with regards to sustaining or strengthening our profession over the next 20 years?”

Question #3 (Participant could write up to 3 responses)

“What do you see as the biggest need, issue, or concern that needs to be addressed at the NATIONAL level with regards to sustaining or strengthening our profession over the next 20 years?”

**Question #1 Response Data for NAAE Region I Survey Participants**

“What do you see as the biggest need, issue, or concern regarding your own (LOCAL / PERSONAL) teaching/program with regards to sustaining or strengthening your profession/program over the next 20 years?”

20.89%	Funding (Budgets, Grant Writing, Program, Technology, Equipment, Extended Contracts, Salaries, Travel etc..)
10.87%	Decline/Lack of Administration, Counseling, School/District, and Board Support
8.57%	Curriculum (Ag Sciences, Updates/Revisions, Resources, Relevance, Pathways/Sequencing, Development, Articulation, NGSS, Common Core, Online)
7.49%	Decline/Lack of Community, Parent, Alumni, and/or Industry Support
7.37%	Teacher/Staffing Shortage, Recruitment, (New) Teacher Support, Mentoring, Proper Credentialing and Teacher Retention / Salaries and Extended Contracts
5.19%	Decrease in Program/Student #'s due to District/School Graduation & College Requirements, and/or limited access for students to enroll
4.11%	Maintaining the "3-Circle" Ag Ed Model (FFA, SAE, Home Visits, Ag Curriculum, etc...), Student Outcome Changes / Quality "Ag Ed", CDE's, Shops
3.74%	Need for Facility, Program Equipment, and Technology Upgrades (Current Industry Standards)
3.38%	Need for More Professional Development, Collaboration, Team Dynamics, Mentoring, Work Ethic, Partnerships, Communication, etc...
2.66%	Student Apathy, Decrease in Student Interest, Student Conduct, Student Work Ethic, etc...
2.66%	Time Management
2.05%	Decline/Lack of Respect as a "Proven" Academic, Educational Model and/or Profession
1.81%	Technology (Transition, application, support, etc...)
1.69%	Urban and Non-Ag Background Student/Community Increases/Expansions
1.57%	Class Size (The Increased # of Students in the Classroom/Labs)
1.57%	Need for a Clear, Forward-thinking, Proactive Plan and Initiative Within Profession and State/National Leadership
1.57%	Program Management, Efficiency, and Productivity / Building and/or Strengthening a Program
1.45%	Need for Expanded Opportunities (School Farm, Small Animals, etc...)

**...continued on next page**

**...continued from previous page**

1.33%	Balancing / Counter Balancing Work vs Personal Life
1.33%	Industry-Based Student Certifications / Industry-Based Standards / Industry-Based Skills / Industry-Based Partnerships
1.33%	Student Retention in Program (4 Year Sequence/Pathway) Decrease
1.21%	Increase in "Hoops", Paperwork, Bureaucracy, etc...
1.09%	Strengthening of "Career Technical Education" (CTE) Skill Component
0.97%	Ag Advisory Committees / Ag Advisory Committee Support
0.85%	Decrease in Job Opportunities for Teens/Students, and Increase in Liability
0.72%	Ag Ed (CTE) in Relation to State/National Assessments
0.60%	Fundraising Opportunities, Organization Assistance, etc...
0.36%	"College Ready" vs "Career Ready"
0.36%	Access for ALL kids
0.36%	Program Marketing and Promotion Needs
0.24%	Changing Values and Trends in New Teachers Entering the Profession
0.24%	Middle School Ag/FFA Program Expansion
0.24%	Need for New Energy-Efficient Resources and Facilities
0.12%	Continuous Changes with National FFA
0.12%	Decrease in "Ag" Opportunities (examples - County Fairs)
0.12%	Too Many N. California Located CDE Field Days

**Question #2 Response Data for NAAE Region I Survey Participants**

“What do you see as the biggest need, issue, or concern that needs to be addressed at the STATE level with regards to sustaining or strengthening our profession over the next 20 years?”

26.83%	Teacher/Staffing Shortage, Teacher Recruitment, (New) Teacher Support & Incentives, (New) Teacher Mentoring, and Teacher Retention / Salaries and Extended Contracts
19.89%	Funding (Budgets, Program, Technology, Equipment, Extended Contracts, Salaries, Government Funding, Incentive Grants, Transportation, etc..)
9.19%	Curriculum (Development, Support, Collaboration, Flexibility, College/University Credit, High School - College Articulation Credit, etc....)
7.69%	Need for More Professional Development, Collaboration, Communication, Mentoring, Work Ethic, etc.... BOTH Inside and Outside of State(s)
5.82%	Ag Ed (CTE) Legislative Support / Political Education and Advocacy
3.94%	Maintaining the "3-Circle" Ag Ed Model (FFA, SAE, Home Visits, Ag Curriculum, etc....), Student Outcome Changes / Quality "Ag Ed", CDE's, Shops
3.94%	Need for a Clear, Forward-thinking, Proactive Plan and Initiative Within Profession and State/National Leadership / More Communication Needed
3.56%	Increased Trends in State Standards, Standardized Testing / Common Core and Less "Skill-Based" Assessment
2.44%	Decline/Lack of Community, Parent, Alumni, and/or Industry Support
2.25%	Decline/Lack of Respect as a "Proven" Academic, Educational Model and/or Profession
1.88%	Industry-Based Student Certifications / Industry-based Standards / Industry-based Skills / "Real World Relevance
1.69%	Decline/Lack of Administration, Counseling, School/District, and Board Support
1.69%	Strengthening of "Career Technical Education" (CTE) Skill Component
1.50%	Decrease in Program/Student #'s due to District/School Graduation & College Requirements, and/or Limited Access for Students to Enroll
1.31%	Need for Increased Education on Current Ag Issues (Organic Farming, GMO's, Drought, etc....)
1.13%	Need for Stronger State Leadership for CTE / Ag Ed
0.94%	Balancing / Counter Balancing Work vs Personal Life, Time Management
0.94%	Implementing a Two-State Ag Ed / FFA Convention, Central Sites for Conventions and Trainings / Quality of State Conventions

**...continued on next page**



**...continued from previous page**

0.56%	Technology (Transition, application, support, etc....)
0.56%	Urban and Non-Ag Background Student/Community Increases/Expansions
0.38%	Increase of Student Interest/Involvement in FFA Leadership/CDE's and a Decrease/Limitation of Facilities, Logistics, etc.... to Handle Demand
0.38%	Leadership Stability at the State Level
0.38%	Need for Facility, Program Equipment, and Technology Upgrades (Current Industry Standards)
0.19%	Decline in State Fair(s)
0.19%	Decrease in Job Opportunities for Teens/Students, and Increase in Liability
0.19%	Empowering Rural Communities
0.19%	Middle School Ag / FFA Expansion
0.19%	State Ag Advisory Committee
0.19%	Student Apathy, Decrease in Student Interest, Student Conduct, Student Work Ethic, etc....

**Question #3 Response Data for NAAE Region I Survey Participants**

“What do you see as the biggest need, issue, or concern that needs to be addressed at the NATIONAL level with regards to sustaining or strengthening our profession over the next 20 years?”

22.02%	Teacher/Staffing Shortage, Recruitment, (New) Teacher Support, Mentoring, Proper Credentialing and Teacher Retention / Salaries and Extended Contracts
18.39%	Funding (Budgets, Program, Technology, Equipment, Extended Contracts, Salaries, Government Funding, Incentive Grants, Transportation, etc..)
10.62%	Curriculum (Ag Sciences, Updates/Revisions, Resources, Relevance, Pathways/Sequencing, Development, Articulation, NGSS, Common Core, Literacy, CASE, Online, etc.)
9.84%	Need for More Professional Development, Collaboration, Team Dynamics, Mentoring, Work Ethic, Partnerships, Communication, etc... (State & National)
9.07%	Need for a Clear, Forward-thinking, Proactive Plan and Initiative Within Profession and State/National Leadership and Political Matters
5.44%	Decline/Lack (Locally, State-wide, and Nationally) of Respect as a "Proven" Academic, Educational Model and/or Profession
5.18%	Consistent and Aligned State and National Curriculum, "3-Circle" Model, and CDE's
2.59%	Need for Increased Education on Current Ag Issues (Organic Farming, GMO's, Drought, etc....)
2.59%	Program Marketing and Promotion Needs
2.33%	Ag Career Network Should Be Seamless / Revise National FFA Website to be More User Friendly
1.81%	Increased Involvement and Communication Within State/National NAAE Officers and Chairs
1.30%	Access for ALL kids
1.30%	Industry-Based Student Certifications / Industry-Based Standards / Industry-Based Skills / Industry-Based Partnerships
1.30%	Strengthening of "Career Technical Education" (CTE) Skill Component
1.04%	Change FFA Convention to Western State Location / More Affordable & Relevant Conferences
1.04%	State/Federal Testing Requirements
0.78%	Decrease in Job Opportunities for Teens/Students, and Increase in Liability

**...continued on next page**

**...continued from previous page**

- 0.78% Urban and Non-Ag Background Student/Community Increases/Expansions
- 0.52% Ag Advisory Committees / Ag Advisory Committee Support
- 0.52% Ag Ed (CTE) Legislative Support / Political Education and Advocacy
- 0.52% Growing the Economy
- 0.52% Middle School Ag/FFA Program Expansion
- 0.26% Need for Expanded Opportunities (School Farm, Small Animals, etc....)
- 0.26% Time Management

**NAAE Region I Overall Primary Need, Issue, or Concern that Needs to be Addressed at the .....****.... Local Level:**

- Funding (Budgets, Grant Writing, Program, Technology, Equipment, Extended Contracts, Salaries, Travel etc..)
- Decline/Lack of Administration, Counseling, School/District, and Board Support
- Curriculum (Ag Sciences, Updates/Revisions, Resources, Relevance, Pathways/Sequencing, Development, Articulation, NGSS, Common Core, Online)
- Decline/Lack of Community, Parent, Alumni, and/or Industry Support
- Teacher/Staffing Shortage, Recruitment, (New) Teacher Support, Mentoring, Proper Credentialing and Teacher Retention / Salaries and Extended Contracts
- Decrease in Program/Student #'s due to District/School Graduation & College Requirements, and/or limited access for students to enroll
- Maintaining the "3-Circle" Ag Ed Model (FFA, SAE, Home Visits, Ag Curriculum, etc...), Student Outcome Changes / Quality "Ag Ed", CDE's, Shops

**.... State Level:**

- Teacher/Staffing Shortage, Teacher Recruitment, (New) Teacher Support & Incentives, (New) Teacher Mentoring, and Teacher Retention / Salaries and Extended Contracts
- Funding (Budgets, Program, Technology, Equipment, Extended Contracts, Salaries, Government Funding, Incentive Grants, Transportation, etc..)
- Curriculum (Development, Support, Collaboration, Flexibility, College/University Credit, High School - College Articulation Credit, etc...)
- Need for More Professional Development, Collaboration, Communication, Mentoring, Work Ethic, etc.... BOTH Inside and Outside of State(s)
- Ag Ed (CTE) Legislative Support / Political Education and Advocacy

**.... National Level:**

- Teacher/Staffing Shortage, Recruitment, (New) Teacher Support, Mentoring, Proper Credentialing and Teacher Retention / Salaries and Extended Contracts
- Funding (Budgets, Program, Technology, Equipment, Extended Contracts, Salaries, Government Funding, Incentive Grants, Transportation, etc..)
- Curriculum (Ag Sciences, Updates/Revisions, Resources, Relevance, Pathways/Sequencing, Development, Articulation, NGSS, Common Core, Literacy, CASE, Online, etc.)
- Need for More Professional Development, Collaboration, Team Dynamics, Mentoring, Work Ethic, Partnerships, Communication, etc... (State & National)
- Need for a Clear, Forward-thinking, Proactive Plan and Initiative Within Profession and State/National Leadership and Political Matters

**Recommendations Moving Forward:**

The purpose of the survey was to identify the needs, concerns, and/or issues of individual agriculture educators that they felt needed to be addressed in order to sustain, strengthen, and/or build agriculture education at the local and state level in the next 20 years. The survey was conducted/available to the 11 NAAE Region I states (AK, AZ, CA, HI, ID, MT, NV, OR, UT, WA, and WY). The responses provide direct feedback from agricultural educators and allows our/their profession to gain insight on similarities, issues, concerns, and needs from a local, state, and national level. Suggested recommendations include:

- #1 Utilize the data/information to create “action plans” to address the areas of need, concern, and/or the issue(s) identified.
- #2 Provide resources at the state and regional level to address the needs, concerns, and/or issues identified (example – local, state, and regional workshops)
- #3 Explore/create a membership/leadership driven state/regional “Vision 2035” committee that organizes the “action plans” to address the needs, concerns, and/or issues.

Expanded use of the information can include:

- #1 Create a survey utilizing a “menu option” that includes the needs, concerns, and/or issues identified by each state and/or the region. Once organized on a “menu” (selection) format, survey can be given/encouraged to all members within a state or region where prioritization of the needs/concerns/issue(s) can be determined by membership.
- #2 Expand similar-type survey nationally to include the other NAAE regions to identify similarities and other state/regional needs. Concerns, and/or issues. (Generate membership-driven communication and collaboration).

**2015**

**Region I NAAE Survey Report**

**State & Regional Individual Data / Responses**

**Alaska**

Vision 2035 Survey 2015 NAAE Region I Survey		
<u>The biggest need, issue, or concern that needs to be addressed at the STATE level with regards to sustaining or strengthening our profession over the next 20 years:</u>		
AK Need, Issue, and/or Concern	AK %	
1	25.00%	Decline/Lack of Community, Parent, Alumni, and/or Industry Support
1	25.00%	Decline/Lack of Respect as a "Proven" Academic, Educational Model and/or Profession
1	25.00%	Funding (Budgets, Program, Technology, Equipment, Extended Contracts, Salaries, Government Funding, Incentive Grants, Transportation, etc..)
1	25.00%	Teacher/Staffing Shortage, Teacher Recruitment, (New) Teacher Support & Incentives, (New) Teacher Mentoring, and Teacher Retention / Salaries and Extended Contracts
4		

Vision 2035 Survey 2015 NAAE Region I Survey		
<u>What do you see as the biggest need, issue, or concern that needs to be addressed at the NATIONAL level with regards to sustaining or strengthening our profession over the next 20 years?</u>		
AK Need, Issue, and/or Concern	AK %	
1	25.00%	Decrease in Job Opportunities for Teens/Students, and Increase in Liability
1	25.00%	Funding (Budgets, Program, Technology, Equipment, Extended Contracts, Salaries, Government Funding, Incentive Grants, Transportation, etc..)
1	25.00%	Need for Increased Education on Current Ag Issues (Organic Farming, GMO's, Drought, etc....)
1	25.00%	Teacher/Staffing Shortage, Recruitment, (New) Teacher Support, Mentoring, Proper Credentialing and Teacher Retention / Salaries and Extended Contracts
4		

**Arizona**

Vision 2035 Survey 2015 NAAE Region I Survey		
<u>The biggest need, issue, or concern that needs to be addressed at the STATE level with regards to sustaining or strengthening our profession over the next 20 years:</u>		
AZ Need, Issue, and/or Concern	AZ %	
1	25.00%	Curriculum (Development, Support, Collaboration, Flexibility, College/University Credit, High School - College Articulation Credit, etc....)
1	25.00%	Decline/Lack of Respect as a "Proven" Academic, Educational Model and/or Profession
1	25.00%	Maintaining the "3-Circle" Ag Ed Model (FFA, SAE, Home Visits, Ag Curriculum, etc...), Student Outcome Changes / Quality "Ag Ed", CDE's, Shops
1	25.00%	Teacher/Staffing Shortage, Teacher Recruitment, (New) Teacher Support & Incentives, (New) Teacher Mentoring, and Teacher Retention / Salaries and Extended Contracts
4		

Vision 2035 Survey 2015 NAAE Region I Survey		
<u>What do you see as the biggest need, issue, or concern that needs to be addressed at the NATIONAL level with regards to sustaining or strengthening our profession over the next 20 years?</u>		
AZ Need, Issue, and/or Concern	AZ %	
1	33.33%	Curriculum (Ag Sciences, Updates/Revisions, Resources, Relevance, Pathways/Sequencing, Development, Articulation, NGSS, Common Core, Literacy, CASE, Online, etc.)
1	33.33%	Decline/Lack (Locally, State-wide, and Nationally) of Respect as a "Proven" Academic, Educational Model and/or Profession
1	33.33%	Funding (Budgets, Program, Technology, Equipment, Extended Contracts, Salaries, Government Funding, Incentive Grants, Transportation, etc..)
3		



**California**

Vision 2035 Survey		
2015 NAAE Region I Survey		
The biggest need, issue, or concern regarding one's own (LOCAL/PERSONAL) teaching/program with regards to sustaining or strengthening the profession/program over the next 20 years:		
CA Need, Issue, and/or Concern	CA %	
46	20.35%	Funding (Budgets, Grant Writing, Program, Technology, Equipment, Extended Contracts, Salaries, Travel etc..)
25	11.06%	Curriculum (Ag Sciences, Updates/Revisions, Resources, Relevance, Pathways/Sequencing, Development, Articulation, NGSS, Common Core, Online)
25	11.06%	Decline/Lack of Administration, Counseling, School/District, and Board Support
22	9.73%	Teacher/Staffing Shortage, Recruitment, (New) Teacher Support, Mentoring, Proper Credentialing and Teacher Retention / Salaries and Extended Contracts
12	5.31%	Decline/Lack of Community, Parent, Alumni, and/or Industry Support
12	5.31%	Maintaining the "3-Circle" Ag Ed Model (FFA, SAE, Home Visits, Ag Curriculum, etc...), Student Outcome Changes / Quality "Ag Ed", CDE's, Shops
12	5.31%	Need for Facility, Program Equipment, and Technology Upgrades (Current Industry Standards)
9	3.98%	Technology (Transition, application, support, etc...)
8	3.54%	Decline/Lack of Respect as a "Proven" Academic, Educational Model and/or Profession
5	2.21%	Decrease in Program/Student #'s due to District/School Graduation & College Requirements, and/or limited access for students to enroll
5	2.21%	Need for Expanded Opportunities (School Farm, Small Animals, etc...)
5	2.21%	Need for More Professional Development, Collaboration, Team Dynamics, Mentoring, Work Ethic, Partnerships, Communication, etc...
5	2.21%	Student Apathy, Decrease in Student Interest, Student Conduct, Student Work Ethic, etc...
4	1.77%	Ag Advisory Committees / Ag Advisory Committee Support
4	1.77%	Need for a Clear, Forward-thinking, Proactive Plan and Initiative Within Profession and State/National Leadership
3	1.33%	Decrease in Job Opportunities for Teens/Students, and Increase in Liability
3	1.33%	Industry-Based Student Certifications / Industry-Based Standards / Industry-Based Skills / Industry-Based Partnerships
3	1.33%	Time Management
2	0.88%	Access for ALL kids
2	0.88%	Middle School Ag/FFA Program Expansion
2	0.88%	Student Retention in Program (4 Year Sequence/Pathway) Decrease
2	0.88%	Urban and Non-Ag Background Student/Community Increases/Expansions
1	0.44%	"College Ready" vs "Career Ready"
1	0.44%	Ag Ed (CTE) in Relation to State/National Assessments
1	0.44%	Balancing / Counter Balancing Work vs Personal Life
1	0.44%	Changing Values and Trends in New Teachers Entering the Profession
1	0.44%	Decrease in "Ag" Opportunities (examples - County Fairs)
1	0.44%	Fundraising Opportunities, Organization Assistance, etc...
1	0.44%	Increase in "Hoops", Paperwork, Bureaucracy, etc...
1	0.44%	Program Management, Efficiency, and Productivity / Building and/or Strengthening a Program
1	0.44%	Strengthening of "Career Technical Education" (CTE) Skill Component
1	0.44%	Too Many N. California Located CDE Field Days
224		

**California**

<b>Vision 2035 Survey 2015 NAAE Region I Survey</b>		
<b>The biggest need, issue, or concern that needs to be addressed at the STATE level with regards to sustaining or strengthening our profession over the next 20 years:</b>		
<b>CA Need, Issue, and/or Concern</b>	<b>CA %</b>	
30	26.32%	Teacher/Staffing Shortage, Teacher Recruitment, (New) Teacher Support & Incentives, (New) Teacher Mentoring, and Teacher Retention / Salaries and Extended Contracts
15	13.16%	Curriculum (Development, Support, Collaboration, Flexibility, College/University Credit, High School - College Articulation Credit, etc....)
15	13.16%	Funding (Budgets, Program, Technology, Equipment, Extended Contracts, Salaries, Government Funding, Incentive Grants, Transportation, etc..)
12	10.53%	Need for More Professional Development, Collaboration, Communication, Mentoring, Work Ethic, etc.... BOTH Inside and Outside of State(s)
6	5.26%	Industry-Based Student Certifications / Industry-based Standards / Industry-based Skills / "Real World Relevance
6	5.26%	Need for a Clear, Forward-thinking, Proactive Plan and Initiative Within Profession and State/National Leadership / More Communication Needed
5	4.39%	Strengthening of "Career Technical Education" (CTE) Skill Component
3	2.63%	Ag Ed (CTE) Legislative Support / Political Education and Advocacy
3	2.63%	Decline/Lack of Respect as a "Proven" Academic, Educational Model and/or Profession
3	2.63%	Increased Trends in State Standards, Standardized Testing / Common Core and Less "Skill-Based" Assessment
3	2.63%	Maintaining the "3-Circle" Ag Ed Model (FFA, SAE, Home Visits, Ag Curriculum, etc....), Student Outcome Changes / Quality "Ag Ed", CDE's, Shops
1	0.88%	Decline/Lack of Administration, Counseling, School/District, and Board Support
1	0.88%	Decline/Lack of Community, Parent, Alumni, and/or Industry Support
1	0.88%	Decrease in Job Opportunities for Teens/Students, and Increase in Liability
1	0.88%	Decrease in Program/Student #'s due to District/School Graduation & College Requirements, and/or Limited Access for Students to Enroll
1	0.88%	Increase of Student Interest/Involvement in FFA Leadership/CDE's and a Decrease/Limitation of Facilities, Logistics, etc.... to Handle Demand
1	0.88%	Middle School Ag / FFA Expansion
1	0.88%	Need for Facility, Program Equipment, and Technology Upgrades (Current Industry Standards)
1	0.88%	Need for Increased Education on Current Ag Issues (Organic Farming, GMO's, Drought, etc....)
1	0.88%	Need for Stronger State Leadership for CTE / Ag Ed
1	0.88%	State Ag Advisory Committee
1	0.88%	Student Apathy, Decrease in Student Interest, Student Conduct, Student Work Ethic, etc....
1	0.88%	Technology (Transition, application, support, etc....)
1	0.88%	Urban and Non-Ag Background Student/Community Increases/Expansions
<b>114</b>		

**California**

<b>Vision 2035 Survey</b>		
<b>2015 NAAE Region I Survey</b>		
<b>What do you see as the biggest need, issue, or concern that needs to be addressed at the NATIONAL level with regards to sustaining or strengthening our profession over the next 20 years?</b>		
<b>CA</b>	<b>CA</b>	
<b>Need, Issue, and/or Concern</b>	<b>%</b>	
21	19.81%	Funding (Budgets, Program, Technology, Equipment, Extended Contracts, Salaries, Government Funding, Incentive Grants, Transportation, etc..)
16	15.09%	Need for a Clear, Forward-thinking, Proactive Plan and Initiative Within Profession and State/National Leadership and Political Matters
15	14.15%	Teacher/Staffing Shortage, Recruitment, (New) Teacher Support, Mentoring, Proper Credentialing and Teacher Retention / Salaries and Extended Contracts
14	13.21%	Curriculum (Ag Sciences, Updates/Revisions, Resources, Relevance, Pathways/Sequencing, Development, Articulation, NGSS, Common Core, Literacy, CASE, Online, etc.)
11	10.38%	Need for More Professional Development, Collaboration, Team Dynamics, Mentoring, Work Ethic, Partnerships, Communication, etc... (State & National)
6	5.66%	Ag Career Network Should Be Seamless / Revise National FFA Website to be More User Friendly
5	4.72%	Decline/Lack (Locally, State-wide, and Nationally) of Respect as a "Proven" Academic, Educational Model and/or Profession
4	3.77%	Program Marketing and Promotion Needs
2	1.89%	Ag Advisory Committees / Ag Advisory Committee Support
2	1.89%	Consistent and Aligned State and National Curriculum, "3-Circle" Model, and CDE's
2	1.89%	Increased Involvement and Communication Within State/National NAAE Officers and Chairs
2	1.89%	Industry-Based Student Certifications / Industry-Based Standards / Industry-Based Skills / Industry-Based Partnerships
2	1.89%	Need for Increased Education on Current Ag Issues (Organic Farming, GMO's, Drought, etc....)
1	0.94%	Access for ALL kids
1	0.94%	Decrease in Job Opportunities for Teens/Students, and Increase in Liability
1	0.94%	Need for Expanded Opportunities (School Farm, Small Animals, etc....)
1	0.94%	Strengthening of "Career Technical Education" (CTE) Skill Component
<b>106</b>		

**Hawaii**

Vision 2035 Survey		
2015 NAAE Region I Survey		
<u>The biggest need, issue, or concern regarding one's own (LOCAL/PERSONAL) teaching/program with regards to sustaining or strengthening the profession/program over the next 20 years:</u>		
HI	HI	
Need, Issue, and/or Concern	%	
1	25.00%	Decline/Lack of Administration, Counseling, and School/District Support
1	25.00%	Funding (Budgets, Program, Technology, Equipment)
1	25.00%	Maintaining/Re-Building the "3-Circle" Ag Ed Model (FFA, SAE, Home Visits, Ag Curriculum, etc...), Student Outcome Changes / Quality "Ag Ed"
1	25.00%	Teacher/Staffing Shortage, Teacher Recruitment, (New) Teacher Support, (New) Teacher Mentoring, and Teacher Retention
4		

Vision 2035 Survey		
2015 NAAE Region I Survey		
<u>The biggest need, issue, or concern that needs to be addressed at the STATE level with regards to sustaining or strengthening our profession over the next 20 years:</u>		
HI	HI	
Need, Issue, and/or Concern	%	
2	50.00%	Need for More Professional Development, Collaboration, Communication, Mentoring, Work Ethic, etc.... BOTH Inside and Outside of State(s)
1	25.00%	Leadership Stability at the State Level
1	25.00%	Need for Stronger State Leadership for CTE / Ag Ed
4		

**Idaho**

Vision 2035 Survey		
2015 NAAE Region I Survey		
<u>The biggest need, issue, or concern regarding one's own (LOCAL/PERSONAL) teaching/program with regards to sustaining or strengthening the profession/program over the next 20 years:</u>		
ID	ID	
Need, Issue, and/or Concern	%	
19	23.46%	Funding (Budgets, Grant Writing, Program, Technology, Equipment, Extended Contracts, Salaries, Travel etc..)
11	13.58%	Decline/Lack of Administration, Counseling, School/District, and Board Support
9	11.11%	Need for More Professional Development, Collaboration, Team Dynamics, Mentoring, Work Ethic, Partnerships, Communication, etc...
6	7.41%	Need for a Clear, Forward-thinking, Proactive Plan and Initiative Within Profession and State/National Leadership
4	4.94%	Curriculum (Ag Sciences, Updates/Revisions, Resources, Relevance, Pathways/Sequencing, Development, Articulation, NGSS, Common Core, Online)
4	4.94%	Industry-Based Student Certifications / Industry-Based Standards / Industry-Based Skills / Industry-Based Partnerships
4	4.94%	Maintaining the "3-Circle" Ag Ed Model (FFA, SAE, Home Visits, Ag Curriculum, etc...), Student Outcome Changes / Quality "Ag Ed", CDE's, Shops
3	3.70%	Increase in "Hoops", Paperwork, Bureaucracy, etc...
2	2.47%	Balancing / Counter Balancing Work vs Personal Life
2	2.47%	Class Size (The Increased # of Students in the Classroom/Labs)
2	2.47%	Decline/Lack of Community, Parent, Alumni, and/or Industry Support
2	2.47%	Decrease in Job Opportunities for Teens/Students, and Increase in Liability
2	2.47%	Decrease in Program/Student #'s due to District/School Graduation & College Requirements, and/or limited access for students to enroll
2	2.47%	Need for Facility, Program Equipment, and Technology Upgrades (Current Industry Standards)
1	1.23%	Ag Advisory Committees / Ag Advisory Committee Support
1	1.23%	Ag Ed (CTE) in Relation to State/National Assessments
1	1.23%	Continuous Changes with National FFA
1	1.23%	Decline/Lack of Respect as a "Proven" Academic, Educational Model and/or Profession
1	1.23%	Fundraising Opportunities, Organization Assistance, etc...
1	1.23%	Program Management, Efficiency, and Productivity / Building and/or Strengthening a Program
1	1.23%	Student Apathy, Decrease in Student Interest, Student Conduct, Student Work Ethic, etc...
1	1.23%	Teacher/Staffing Shortage, Recruitment, (New) Teacher Support, Mentoring, Proper Credentialing and Teacher Retention / Salaries and Extended Contracts
1	1.23%	Time Management
<b>81</b>		

**Idaho**

<b>Vision 2035 Survey</b>		
<b>2015 NAAE Region I Survey</b>		
<b>The biggest need, issue, or concern that needs to be addressed at the STATE level with regards to sustaining or strengthening our profession over the next 20 years:</b>		
<b>ID</b>	<b>ID</b>	
<b>Need, Issue, and/or Concern</b>	<b>%</b>	
10	22.22%	Funding (Budgets, Program, Technology, Equipment, Extended Contracts, Salaries, Government Funding, Incentive Grants, Transportation, etc..)
9	20.00%	Teacher/Staffing Shortage, Teacher Recruitment, (New) Teacher Support & Incentives, (New) Teacher Mentoring, and Teacher Retention / Salaries and Extended Contracts
7	15.56%	Need for More Professional Development, Collaboration, Communication, Mentoring, Work Ethic, etc.... BOTH Inside and Outside of State(s)
5	11.11%	Curriculum (Development, Support, Collaboration, Flexibility, College/University Credit, High School - College Articulation Credit, etc....)
4	8.89%	Decline/Lack of Administration, Counseling, School/District, and Board Support
3	6.67%	Need for a Clear, Forward-thinking, Proactive Plan and Initiative Within Profession and State/National Leadership / More Communication Needed
2	4.44%	Maintaining the "3-Circle" Ag Ed Model (FFA, SAE, Home Visits, Ag Curriculum, etc...), Student Outcome Changes / Quality "Ag Ed", CDE's, Shops
1	2.22%	Ag Ed (CTE) Legislative Support / Political Education and Advocacy
1	2.22%	Decline/Lack of Community, Parent, Alumni, and/or Industry Support
1	2.22%	Empowering Rural Communities
1	2.22%	Industry-Based Student Certifications / Industry-based Standards / Industry-based Skills / "Real World Relevance
1	2.22%	Leadership Stability at the State Level
<b>45</b>		

**Idaho**

<b>Vision 2035 Survey</b>		
<b>2015 NAAE Region I Survey</b>		
<b>What do you see as the biggest need, issue, or concern that needs to be addressed at the NATIONAL level with regards to sustaining or strengthening our profession over the next 20 years?</b>		
<b>ID</b>	<b>ID</b>	
<b>Need, Issue, and/or Concern</b>	<b>%</b>	
1	4.76%	Access for ALL kids
1	4.76%	Ag Career Network Should Be Seamless / Revise National FFA Website to be More User Friendly
2	9.52%	Consistent and Aligned State and National Curriculum, "3-Circle" Model, and CDE's
3	14.29%	Curriculum (Ag Sciences, Updates/Revisions, Resources, Relevance, Pathways/Sequencing, Development, Articulation, NGSS, Common Core, Literacy, CASE, Online, etc.)
3	14.29%	Funding (Budgets, Program, Technology, Equipment, Extended Contracts, Salaries, Government Funding, Incentive Grants, Transportation, etc..)
2	9.52%	Growing the Economy
2	9.52%	Need for a Clear, Forward-thinking, Proactive Plan and Initiative Within Profession and State/National Leadership and Political Matters
2	9.52%	Need for More Professional Development, Collaboration, Team Dynamics, Mentoring, Work Ethic, Partnerships, Communication, etc... (State & National)
5	23.81%	Teacher/Staffing Shortage, Recruitment, (New) Teacher Support, Mentoring, Proper Credentialing and Teacher Retention / Salaries and Extended Contracts
<b>21</b>		

**Montana**

Vision 2035 Survey		
2015 NAAE Region I Survey		
<b>The biggest need, issue, or concern regarding one's own (LOCAL/PERSONAL) teaching/program with regards to sustaining or strengthening the profession/program over the next 20 years:</b>		
Need, Issue, and/or Concern	%	
11	16.18%	Funding (Budgets, Grant Writing, Program, Technology, Equipment, Extended Contracts, Salaries, Travel etc..)
11	16.18%	Maintaining the "3-Circle" Ag Ed Model (FFA, SAE, Home Visits, Ag Curriculum, etc...), Student Outcome Changes / Quality "Ag Ed", CDE's, Shops
7	10.29%	Program Management, Efficiency, and Productivity / Building and/or Strengthening a Program
5	7.35%	Teacher/Staffing Shortage, Recruitment, (New) Teacher Support, Mentoring, Proper Credentialing and Teacher Retention / Salaries and Extended Contracts
4	5.88%	Decline/Lack of Community, Parent, Alumni, and/or Industry Support
4	5.88%	Decrease in Program/Student #'s due to District/School Graduation & College Requirements, and/or limited access for students to enroll
4	5.88%	Technology (Transition, application, support, etc...)
4	5.88%	Time Management
3	4.41%	Curriculum (Ag Sciences, Updates/Revisions, Resources, Relevance, Pathways/Sequencing, Development, Articulation, NGSS, Common Core, Online)
2	2.94%	Balancing / Counter Balancing Work vs Personal Life
2	2.94%	Decline/Lack of Respect as a "Proven" Academic, Educational Model and/or Profession
2	2.94%	Need for More Professional Development, Collaboration, Team Dynamics, Mentoring, Work Ethic, Partnerships, Communication, etc...
2	2.94%	Need for New Eneergy-Efficient Resources and Facilities
2	2.94%	Program Marketing and Promotion Needs
2	2.94%	Student Apathy, Decrease in Student Interest, Student Conduct, Student Work Ethic, etc...
1	1.47%	Access for ALL kids
1	1.47%	Decrease in Job Opportunities for Teens/Students, and Increase in Liability
1	1.47%	Need for Facility, Program Equipment, and Technology Upgrades (Current Industry Standards)
68		



**Montana**

Vision 2035 Survey		
2015 NAAE Region I Survey		
<b>The biggest need, issue, or concern that needs to be addressed at the STATE level with regards to sustaining or strengthening our profession over the next 20 years:</b>		
MT Need, Issue, and/or Concern	MT %	
16	30.19%	Teacher/Staffing Shortage, Teacher Recruitment, (New) Teacher Support & Incentives, (New) Teacher Mentoring, and Teacher Retention / Salaries and Extended Contracts
8	15.09%	Funding (Budgets, Program, Technology, Equipment, Extended Contracts, Salaries, Government Funding, Incentive Grants, Transportation, etc..)
7	13.21%	Need for More Professional Development, Collaboration, Communication, Mentoring, Work Ethic, etc.... BOTH Inside and Outside of State(s)
5	9.43%	Need for Increased Education on Current Ag Issues (Organic Farming, GMO's, Drought, etc....)
3	5.66%	Balancing / Counter Balancing Work vs Personal Life, Time Management
3	5.66%	Maintaining the "3-Circle" Ag Ed Model (FFA, SAE, Home Visits, Ag Curriculum, etc....), Student Outcome Changes / Quality "Ag Ed", CDE's, Shops
2	3.77%	Ag Ed (CTE) Legislative Support / Political Education and Advocacy
2	3.77%	Curriculum (Development, Support, Collaboration, Flexibility, College/University Credit, High School - College Articulation Credit, etc....)
2	3.77%	Technology (Transition, application, support, etc....)
1	1.89%	Decline/Lack of Community, Parent, Alumni, and/or Industry Support
1	1.89%	Implementing a Two-State Ag Ed / FFA Convention, Central Sites for Conventions and Trainings / Quality of State Conventions
1	1.89%	Increase of Student Interest/Involvement in FFA Leadership/CDE's and a Decrease/Limitation of Facilities, Logistics, etc.... to Handle Demand
1	1.89%	Need for a Clear, Forward-thinking, Proactive Plan and Initiative Within Profession and State/National Leadership / More Communication Needed
1	1.89%	Strengthening of "Career Technical Education" (CTE) Skill Component
<b>53</b>		

**Montana**

Vision 2035 Survey		
2015 NAAE Region I Survey		
<u>What do you see as the biggest need, issue, or concern that needs to be addressed at the NATIONAL level with regards to sustaining or strengthening our profession over the next 20 years?</u>		
MT	MT	
Need, Issue, and/or Concern	%	
12	30.77%	Teacher/Staffing Shortage, Recruitment, (New) Teacher Support, Mentoring, Proper Credentialing and Teacher Retention / Salaries and Extended Contracts
7	17.95%	Funding (Budgets, Program, Technology, Equipment, Extended Contracts, Salaries, Government Funding, Incentive Grants, Transportation, etc..)
4	10.26%	Curriculum (Ag Sciences, Updates/Revisions, Resources, Relevance, Pathways/Sequencing, Development, Articulation, NGSS, Common Core, Literacy, CASE, Online, etc.)
4	10.26%	Decline/Lack (Locally, State-wide, and Nationally) of Respect as a "Proven" Academic, Educational Model and/or Profession
4	10.26%	Need for More Professional Development, Collaboration, Team Dynamics, Mentoring, Work Ethic, Partnerships, Communication, etc... (State & National)
3	7.69%	Need for Increased Education on Current Ag Issues (Organic Farming, GMO's, Drought, etc....)
1	2.56%	Ag Career Network Should Be Seamless / Revise National FFA Website to be More User Friendly
1	2.56%	Consistent and Aligned State and National Curriculum, "3-Circle" Model, and CDE's
1	2.56%	Decrease in Job Opportunities for Teens/Students, and Increase in Liability
1	2.56%	Need for a Clear, Forward-thinking, Proactive Plan and Initiative Within Profession and State/National Leadership and Political Matters
1	2.56%	Program Marketing and Promotion Needs
<b>39</b>		

**Nevada**

Vision 2035 Survey		
2015 NAAE Region I Survey		
The biggest need, issue, or concern regarding one's own (LOCAL/PERSONAL) teaching/program with regards to sustaining or strengthening the profession/program over the next 20 years:		
NV Need, Issue, and/or Concern	NV %	
12	25.00%	Funding (Budgets, Grant Writing, Program, Technology, Equipment, Extended Contracts, Salaries, Travel etc..)
7	14.58%	Decline/Lack of Administration, Counseling, School/District, and Board Support
5	10.42%	Decline/Lack of Community, Parent, Alumni, and/or Industry Support
3	6.25%	Curriculum (Ag Sciences, Updates/Revisions, Resources, Relevance, Pathways/Sequencing, Development, Articulation, NGSS, Common Core, Online)
3	6.25%	Need for Expanded Opportunities (School Farm, Small Animals, etc...)
3	6.25%	Need for More Professional Development, Collaboration, Team Dynamics, Mentoring, Work Ethic, Partnerships, Communication, etc...
2	4.17%	"College Ready" vs "Career Ready"
2	4.17%	Need for Facility, Program Equipment, and Technology Upgrades (Current Industry Standards)
2	4.17%	Student Retention in Program (4 Year Sequence/Pathway) Decrease
2	4.17%	Teacher/Staffing Shortage, Recruitment, (New) Teacher Support, Mentoring, Proper Credentialing and Teacher Retention / Salaries and Extended Contracts
1	2.08%	Ag Advisory Committees / Ag Advisory Committee Support
1	2.08%	Ag Ed (CTE) in Relation to State/National Assessments
1	2.08%	Decline/Lack of Respect as a "Proven" Academic, Educational Model and/or Profession
1	2.08%	Industry-Based Student Certifications / Industry-Based Standards / Industry-Based Skills / Industry-Based Partnerships
1	2.08%	Maintaining the "3-Circle" Ag Ed Model (FFA, SAE, Home Visits, Ag Curriculum, etc...), Student Outcome Changes / Quality "Ag Ed", CDE's, Shops
1	2.08%	Need for a Clear, Forward-Thinking, Proactive Plan and Initiative Within Profession and State/National Leadership
1	2.08%	Urban and Non-Ag Background Student/Community Increases/Expansions
<b>48</b>		

**Nevada**

<b>Vision 2035 Survey</b>		
<b>2015 NAAE Region I Survey</b>		
<b><u>The biggest need, issue, or concern that needs to be addressed at the STATE level with regards to sustaining or strengthening our profession over the next 20 years:</u></b>		
<b>NV</b>	<b>NV</b>	
<b>Need, Issue, and/or Concern</b>	<b>%</b>	
10	35.71%	Funding (Budgets, Program, Technology, Equipment, Extended Contracts, Salaries, Government Funding, Incentive Grants, Transportation, etc..)
6	21.43%	Teacher/Staffing Shortage, Teacher Recruitment, (New) Teacher Support & Incentives, (New) Teacher Mentoring, and Teacher Retention / Salaries and Extended Contracts
5	17.86%	Curriculum (Development, Support, Collaboration, Flexibility, College/University Credit, High School - College Articulation Credit, etc....)
4	14.29%	Need for More Professional Development, Collaboration, Communication, Mentoring, Work Ethic, etc.... BOTH Inside and Outside of State(s)
1	3.57%	Decline/Lack of Respect as a "Proven" Academic, Educational Model and/or Profession
1	3.57%	Maintaining the "3-Circle" Ag Ed Model (FFA, SAE, Home Visits, Ag Curriculum, etc...), Student Outcome Changes / Quality "Ag Ed", CDE's, Shops
1	3.57%	Need for a Clear, Forward-thinking, Proactive Plan and Initiative Within Profession and State/National Leadership / More Communication Needed
<b>28</b>		

<b>Vision 2035 Survey</b>		
<b>2015 NAAE Region I Survey</b>		
<b><u>What do you see as the biggest need, issue, or concern that needs to be addressed at the NATIONAL level with regards to sustaining or strengthening our profession over the next 20 years?</u></b>		
<b>NV</b>	<b>NV</b>	
<b>Need, Issue, and/or Concern</b>	<b>%</b>	
11	55.00%	Teacher/Staffing Shortage, Recruitment, (New) Teacher Support, Mentoring, Proper Credentialing and Teacher Retention / Salaries and Extended Contracts
6	30.00%	Funding (Budgets, Program, Technology, Equipment, Extended Contracts, Salaries, Government Funding, Incentive Grants, Transportation, etc..)
2	10.00%	Need for More Professional Development, Collaboration, Team Dynamics, Mentoring, Work Ethic, Partnerships, Communication, etc... (State & National)
1	5.00%	Consistent and Aligned State and National Curriculum, "3-Circle" Model, and CDE's
<b>20</b>		

**Oregon**

<b>Vision 2035 Survey</b>		
<b>2015 NAAE Region I Survey</b>		
<b><u>The biggest need, issue, or concern regarding one's own (LOCAL/PERSONAL) teaching/program with regards to sustaining or strengthening the profession/program over the next 20 years:</u></b>		
<b>OR</b>	<b>OR</b>	
<b>Need, Issue, and/or Concern</b>	<b>%</b>	
26	32.50%	Funding (Budgets, Grant Writing, Program, Technology, Equipment, Extended Contracts, Salaries, Travel etc..)
8	10.00%	Decline/Lack of Administration, Counseling, School/District, and Board Support
7	8.75%	Curriculum (Ag Sciences, Updates/Revisions, Resources, Relevance, Pathways/Sequencing, Development, Articulation, NGSS, Common Core, Online)
6	7.50%	Need for Facility, Program Equipment, and Technology Upgrades (Current Industry Standards)
6	7.50%	Time Management
5	6.25%	Increase in "Hoops", Paperwork, Bureaucracy, etc...
4	5.00%	Decline/Lack of Community, Parent, Alumni, and/or Industry Support
2	2.50%	Class Size (The Increased # of Students in the Classroom/Labs)
2	2.50%	Decline/Lack of Respect as a "Proven" Academic, Educational Model and/or Profession
2	2.50%	Fundraising Opportunities, Organization Assistance, etc...
2	2.50%	Program Management, Efficiency, and Productivity / Building and/or Strengthening a Program
2	2.50%	Strengthening of "Career Technical Education" (CTE) Skill Component
2	2.50%	Teacher/Staffing Shortage, Recruitment, (New) Teacher Support, Mentoring, Proper Credentialing and Teacher Retention / Salaries and Extended Contracts
1	1.25%	Balancing / Counter Balancing Work vs Personal Life
1	1.25%	Decrease in Program/Student #'s due to District/School Graduation & College Requirements, and/or Limited Access for Students to Enroll
1	1.25%	Maintaining the "3-Circle" Ag Ed Model (FFA, SAE, Home Visits, Ag Curriculum, etc...), Student Outcome Changes / Quality "Ag Ed", CDE's, Shops
1	1.25%	Need for a Clear, Forward-thinking, Proactive Plan and Initiative Within Profession and State/National Leadership
1	1.25%	Student Apathy, Decrease in Student Interest, Student Conduct, Student Work Ethic, etc...
1	1.25%	Technology (Transition, application, support, etc...)
<b>80</b>		

**Oregon**

<b>Vision 2035 Survey</b>		
<b>2015 NAAE Region I Survey</b>		
<b><u>The biggest need, issue, or concern that needs to be addressed at the STATE level with regards to sustaining or strengthening our profession over the next 20 years:</u></b>		
<b>OR</b>	<b>OR</b>	
<b>Need, Issue, and/or Concern</b>	<b>%</b>	
21	33.87%	Teacher/Staffing Shortage, Teacher Recruitment, (New) Teacher Support & Incentives, (New) Teacher Mentoring, and Teacher Retention / Salaries and Extended Contracts
20	32.26%	Funding (Budgets, Program, Technology, Equipment, Extended Contracts, Salaries, Government Funding, Incentive Grants, Transportation, etc..)
4	6.45%	Ag Ed (CTE) Legislative Support / Political Education and Advocacy
4	6.45%	Need for a Clear, Forward-thinking, Proactive Plan and Initiative Within Profession and State/National Leadership / More Communication Needed
4	6.45%	Need for More Professional Development, Collaboration, Communication, Mentoring, Work Ethic, etc.... BOTH Inside and Outside of State(s)
1	1.61%	Balancing / Counter Balancing Work vs Personal Life, Time Management
1	1.61%	Decline in State Fair(s)
1	1.61%	Decline/Lack of Administration, Counseling, School/District, and Board Support
1	1.61%	Decline/Lack of Community, Parent, Alumni, and/or Industry Support
1	1.61%	Decrease in Program/Student #'s due to District/School Graduation & College Requirements, and/or Limited Access for Students to Enroll
1	1.61%	Implementing a Two-State Ag Ed / FFA Convention, Central Sites for Conventions and Trainings / Quality of State Conventions
1	1.61%	Increased Trends in State Standards, Standardized Testing / Common Core and Less "Skill-Based" Assessment
1	1.61%	Industry-Based Student Certifications / Industry-based Standards / Industry-based Skills / "Real World Relevance
1	1.61%	Maintaining the "3-Circle" Ag Ed Model (FFA, SAE, Home Visits, Ag Curriculum, etc....), Student Outcome Changes / Quality "Ag Ed", CDE's, Shops
<b>62</b>		

**Oregon**

<b>Vision 2035 Survey</b>		
<b>2015 NAAE Region I Survey</b>		
<b><u>What do you see as the biggest need, issue, or concern that needs to be addressed at the NATIONAL level with regards to sustaining or strengthening our profession over the next 20 years?</u></b>		
<b>OR</b>	<b>OR</b>	
<b>Need, Issue,</b>	<b>%</b>	
<b>and/or Concern</b>		
10	32.26%	Teacher/Staffing Shortage, Recruitment, (New) Teacher Support, Mentoring, Proper Credentialing and Teacher Retention / Salaries and Extended Contracts
7	22.58%	Funding (Budgets, Program, Technology, Equipment, Extended Contracts, Salaries, Government Funding, Incentive Grants, Transportation, etc..)
4	12.90%	Decline/Lack (Locally, State-wide, and Nationally) of Respect as a "Proven" Academic, Educational Model and/or Profession
3	9.68%	Consistent and Aligned State and National Curriculum, "3-Circle" Model, and CDE's
3	9.68%	Curriculum (Ag Sciences, Updates/Revisions, Resources, Relevance, Pathways/Sequencing, Development, Articulation, NGSS, Common Core, Literacy, CASE, Online, etc.)
3	9.68%	Need for More Professional Development, Collaboration, Team Dynamics, Mentoring, Work Ethic, Partnerships, Communication, etc... (State & National)
1	3.23%	Middle School Ag/FFA Program Expansion
<b>31</b>		

**Utah**

Vision 2035 Survey		
2015 NAAE Region I Survey		
<b>The biggest need, issue, or concern regarding one's own (LOCAL/PERSONAL) teaching/program with regards to sustaining or strengthening the profession/program over the next 20 years:</b>		
UT	UT	
Need, Issue, and/or Concern	%	
15	15.00%	Decline/Lack of Community, Parent, Alumni, and/or Industry Support
13	13.00%	Funding (Budgets, Grant Writing, Program, Technology, Equipment, Extended Contracts, Salaries, Travel etc..)
11	11.00%	Decline/Lack of Administration, Counseling, School/District, and Board Support
7	7.00%	Decrease in Program/Student #'s due to District/School Graduation & College Requirements, and/or limited access for students to enroll
6	6.00%	Curriculum (Ag Sciences, Updates/Revisions, Resources, Relevance, Pathways/Sequencing, Development, Articulation, NGSS, Common Core, Online)
6	6.00%	Teacher/Staffing Shortage, Recruitment, (New) Teacher Support, Mentoring, Proper Credentialing and Teacher Retention / Salaries and Extended Contracts
6	6.00%	Urban and Non-Ag Background Student/Community Increases/Expansions
5	5.00%	Balancing / Counter Balancing Work vs Personal Life
5	5.00%	Need for More Professional Development, Collaboration, Team Dynamics, Mentoring, Work Ethic, Partnerships, Communication, etc...
3	3.00%	Industry-Based Student Certifications / Industry-Based Standards / Industry-Based Skills / Industry-Based Partnerships
3	3.00%	Need for Expanded Opportunities (School Farm, Small Animals, etc...)
3	3.00%	Student Apathy, Decrease in Student Interest, Student Conduct, Student Work Ethic, etc...
3	3.00%	Time Management
2	2.00%	Decline/Lack of Respect as a "Proven" Academic, Educational Model and/or Profession
2	2.00%	Maintaining the "3-Circle" Ag Ed Model (FFA, SAE, Home Visits, Ag Curriculum, etc...), Student Outcome Changes / Quality "Ag Ed", CDE's, Shops
2	2.00%	Need for Facility, Program Equipment, and Technology Upgrades (Current Industry Standards)
2	2.00%	Student Retention in Program (4 Year Sequence/Pathway) Decrease
1	1.00%	Ag Advisory Committees / Ag Advisory Committee Support
1	1.00%	Ag Ed (CTE) in Relation to State/National Assessments
1	1.00%	Changing Values and Trends in New Teachers Entering the Profession
1	1.00%	Class Size (The Increased # of Students in the Classroom/Labs)
1	1.00%	Decrease in Job Opportunities for Teens/Students, and Increase in Liability
1	1.00%	Program Management, Efficiency, and Productivity / Building and/or Strengthening a Program
<b>100</b>		



**Utah**

Vision 2035 Survey		
2015 NAAE Region I Survey		
<b>The biggest need, issue, or concern that needs to be addressed at the STATE level with regards to sustaining or strengthening our profession over the next 20 years:</b>		
UT Need, Issue, and/or Concern	UT %	
22	27.85%	Teacher/Staffing Shortage, Teacher Recruitment, (New) Teacher Support & Incentives, (New) Teacher Mentoring, and Teacher Retention / Salaries and Extended Contracts
18	22.78%	Funding (Budgets, Program, Technology, Equipment, Extended Contracts, Salaries, Government Funding, Incentive Grants, Transportation, etc..)
9	11.39%	Curriculum (Development, Support, Collaboration, Flexibility, College/University Credit, High School - College Articulation Credit, etc....)
6	7.59%	Ag Ed (CTE) Legislative Support / Political Education and Advocacy
6	7.59%	Maintaining the "3-Circle" Ag Ed Model (FFA, SAE, Home Visits, Ag Curriculum, etc....), Student Outcome Changes / Quality "Ag Ed", CDE's, Shops
4	5.06%	Decrease in Program/Student #'s due to District/School Graduation & College Requirements, and/or Limited Access for Students to Enroll
3	3.80%	Implementing a Two-State Ag Ed / FFA Convention, Central Sites for Conventions and Trainings / Quality of State Conventions
2	2.53%	Decline/Lack of Administration, Counseling, School/District, and Board Support
2	2.53%	Decline/Lack of Community, Parent, Alumni, and/or Industry Support
2	2.53%	Industry-Based Student Certifications / Industry-based Standards / Industry-based Skills / "Real World Relevance
2	2.53%	Need for More Professional Development, Collaboration, Communication, Mentoring, Work Ethic, etc.... BOTH Inside and Outside of State(s)
1	1.27%	Balancing / Counter Balancing Work vs Personal Life, Time Management
1	1.27%	Increased Trends in State Standards, Standardized Testing / Common Core and Less "Skill-Based" Assessment
1	1.27%	Need for Increased Education on Current Ag Issues (Organic Farming, GMO's, Drought, etc....)
<b>79</b>		

**Utah**

Vision 2035 Survey		
2015 NAAE Region I Survey		
<b>What do you see as the biggest need, issue, or concern that needs to be addressed at the NATIONAL level with regards to sustaining or strengthening our profession over the next 20 years?</b>		
UT	UT	
Need, Issue, and/or Concern	%	
12	21.43%	Teacher/Staffing Shortage, Recruitment, (New) Teacher Support, Mentoring, Proper Credentialing and Teacher Retention / Salaries and Extended Contracts
9	16.07%	Funding (Budgets, Program, Technology, Equipment, Extended Contracts, Salaries, Government Funding, Incentive Grants, Transportation, etc..)
9	16.07%	Need for More Professional Development, Collaboration, Team Dynamics, Mentoring, Work Ethic, Partnerships, Communication, etc... (State & National)
6	10.71%	Need for a Clear, Forward-thinking, Proactive Plan and Initiative Within Profession and State/National Leadership and Political Matters
4	7.14%	Consistent and Aligned State and National Curriculum, "3-Circle" Model, and CDE's
3	5.36%	Curriculum (Ag Sciences, Updates/Revisions, Resources, Relevance, Pathways/Sequencing, Development, Articulation, NGSS, Common Core, Literacy, CASE, Online, etc.)
3	5.36%	Increased Involvement and Communication Within State/National NAAE Officers and Chairs
2	3.57%	Access for ALL kids
2	3.57%	Need for Increased Education on Current Ag Issues (Organic Farming, GMO's, Drought, etc....)
1	1.79%	Ag Career Network Should Be Seamless / Revise National FFA Website to be More User Friendly
1	1.79%	Change FFA Convention to Western State Location / More Affordable & Relevant Conferences
1	1.79%	Industry-Based Student Certifications / Industry-Based Standards / Industry-Based Skills / Industry-Based Partnerships
1	1.79%	Program Marketing and Promotion Needs
1	1.79%	Time Management
1	1.79%	Urban and Non-Ag Background Student/Community Increases/Expansions
<b>56</b>		

**Washington**

<b>Vision 2035 Survey</b>		
<b>2015 NAAE Region I Survey</b>		
<b>The biggest need, issue, or concern regarding one's own (LOCAL/PERSONAL) teaching/program with regards to sustaining or strengthening the profession/program over the next 20 years:</b>		
<b>WA</b>	<b>WA</b>	
<b>Need, Issue, and/or Concern</b>	<b>%</b>	
36	19.46%	Funding (Budgets, Grant Writing, Program, Technology, Equipment, Extended Contracts, Salaries, Travel etc..)
21	11.35%	Curriculum (Ag Sciences, Updates/Revisions, Resources, Relevance, Pathways/Sequencing, Development, Articulation, NGSS, Common Core, Online)
21	11.35%	Decline/Lack of Administration, Counseling, School/District, and Board Support
20	10.81%	Teacher/Staffing Shortage, Recruitment, (New) Teacher Support, Mentoring, Proper Credentialing and Teacher Retention / Salaries and Extended Contracts
18	9.73%	Decrease in Program/Student #'s due to District/School Graduation & College Requirements, and/or limited access for students to enroll
15	8.11%	Decline/Lack of Community, Parent, Alumni, and/or Industry Support
9	4.86%	Student Apathy, Decrease in Student Interest, Student Conduct, Student Work Ethic, etc...
7	3.78%	Class Size (The Increased # of Students in the Classroom/Labs)
6	3.24%	Need for Facility, Program Equipment, and Technology Upgrades (Current Industry Standards)
6	3.24%	Strengthening of "Career Technical Education" (CTE) Skill Component
5	2.70%	Urban and Non-Ag Background Student/Community Increases/Expansions
4	2.16%	Need for More Professional Development, Collaboration, Team Dynamics, Mentoring, Work Ethic, Partnerships, Communication, etc...
4	2.16%	Student Retention in Program (4 Year Sequence/Pathway) Decrease
3	1.62%	Time Management
2	1.08%	Ag Ed (CTE) in Relation to State/National Assessments
1	0.54%	Ag Advisory Committees / Ag Advisory Committee Support
1	0.54%	Fundraising Opportunities, Organization Assistance, etc...
1	0.54%	Increase in "Hoops", Paperwork, Bureaucracy, etc...
1	0.54%	Maintaining the "3-Circle" Ag Ed Model (FFA, SAE, Home Visits, Ag Curriculum, etc...), Student Outcome Changes / Quality "Ag Ed", CDE's, Shops
1	0.54%	Need for a Clear, Forward-thinking, Proactive Plan and Initiative Within Profession and State/National Leadership
1	0.54%	Need for Expanded Opportunities (School Farm, Small Animals, etc...)
1	0.54%	Program Marketing and Promotion Needs
1	0.54%	Technology (Transition, application, support, etc...)
<b>185</b>		

**Washington**

<b>Vision 2035 Survey</b>		
<b>2015 NAAE Region I Survey</b>		
<b>The biggest need, issue, or concern that needs to be addressed at the STATE level with regards to sustaining or strengthening our profession over the next 20 years:</b>		
<b>WA Need, Issue, and/or Concern</b>	<b>WA %</b>	
30	26.09%	Teacher/Staffing Shortage, Teacher Recruitment, (New) Teacher Support & Incentives, (New) Teacher Mentoring, and Teacher Retention / Salaries and Extended Contracts
22	19.13%	Funding (Budgets, Program, Technology, Equipment, Extended Contracts, Salaries, Government Funding, Incentive Grants, Transportation, etc..)
15	13.04%	Ag Ed (CTE) Legislative Support / Political Education and Advocacy
13	11.30%	Increased Trends in State Standards, Standardized Testing / Common Core and Less "Skill-Based" Assessment
11	9.57%	Curriculum (Development, Support, Collaboration, Flexibility, College/University Credit, High School - College Articulation Credit, etc....)
6	5.22%	Decline/Lack of Community, Parent, Alumni, and/or Industry Support
3	2.61%	Need for a Clear, Forward-thinking, Proactive Plan and Initiative Within Profession and State/National Leadership / More Communication Needed
3	2.61%	Need for More Professional Development, Collaboration, Communication, Mentoring, Work Ethic, etc.... BOTH Inside and Outside of State(s)
3	2.61%	Strengthening of "Career Technical Education" (CTE) Skill Component
2	1.74%	Decrease in Program/Student #'s due to District/School Graduation & College Requirements, and/or Limited Access for Students to Enroll
2	1.74%	Maintaining the "3-Circle" Ag Ed Model (FFA, SAE, Home Visits, Ag Curriculum, etc....), Student Outcome Changes / Quality "Ag Ed", CDE's, Shops
2	1.74%	Urban and Non-Ag Background Student/Community Increases/Expansions
1	0.87%	Decline/Lack of Administration, Counseling, School/District, and Board Support
1	0.87%	Need for Facility, Program Equipment, and Technology Upgrades (Current Industry Standards)
1	0.87%	Need for Stronger State Leadership for CTE / Ag Ed
<b>115</b>		



**Wyoming**

<b>Vision 2035 Survey</b>		
<b>2015 NAAE Region I Survey</b>		
<b>The biggest need, issue, or concern regarding one's own (LOCAL/PERSONAL) teaching/program with regards to sustaining or strengthening the profession/program over the next 20 years:</b>		
<b>WY</b>	<b>WY</b>	
<b>Need, Issue, and/or Concern</b>	<b>%</b>	
9	23.68%	Funding (Budgets, Grant Writing, Program, Technology, Equipment, Extended Contracts, Salaries, Travel etc..)
6	15.79%	Decline/Lack of Administration, Counseling, School/District, and Board Support
6	15.79%	Decrease in Program/Student #'s due to District/School Graduation & College Requirements, and/or limited access for students to enroll
5	13.16%	Decline/Lack of Community, Parent, Alumni, and/or Industry Support
2	5.26%	Curriculum (Ag Sciences, Updates/Revisions, Resources, Relevance, Pathways/Sequencing, Development, Articulation, NGSS, Common Core, Online)
2	5.26%	Teacher/Staffing Shortage, Recruitment, (New) Teacher Support, Mentoring, Proper Credentialing and Teacher Retention / Salaries and Extended Contracts
2	5.26%	Time Management
1	2.63%	Class Size (The Increased # of Students in the Classroom/Labs)
1	2.63%	Decline/Lack of Respect as a "Proven" Academic, Educational Model and/or Profession
1	2.63%	Maintaining the "3-Circle" Ag Ed Model (FFA, SAE, Home Visits, Ag Curriculum, etc...), Student Outcome Changes / Quality "Ag Ed", CDE's, Shops
1	2.63%	Program Management, Efficiency, and Productivity / Building and/or Strengthening a Program
1	2.63%	Student Apathy, Decrease in Student Interest, Student Conduct, Student Work Ethic, etc...
1	2.63%	Student Retention in Program (4 Year Sequence/Pathway) Decrease
<b>38</b>		

**Wyoming**

<b>Vision 2035 Survey</b>		
<b>2015 NAAE Region I Survey</b>		
<b><u>The biggest need, issue, or concern that needs to be addressed at the STATE level with regards to sustaining or strengthening our profession over the next 20 years:</u></b>		
<b>WY</b>	<b>WY</b>	
<b>Need, Issue, and/or Concern</b>	<b>%</b>	
7	28.00%	Teacher/Staffing Shortage, Teacher Recruitment, (New) Teacher Support & Incentives, (New) Teacher Mentoring, and Teacher Retention / Salaries and Extended Contracts
6	24.00%	Decline/Lack of Respect as a "Proven" Academic, Educational Model and/or Profession
3	12.00%	Need for a Clear, Forward-thinking, Proactive Plan and Initiative Within Profession and State/National Leadership / More Communication Needed
3	12.00%	Need for Stronger State Leadership for CTE / Ag Ed
2	8.00%	Funding (Budgets, Program, Technology, Equipment, Extended Contracts, Salaries, Government Funding, Incentive Grants, Transportation, etc..)
2	8.00%	Maintaining the "3-Circle" Ag Ed Model (FFA, SAE, Home Visits, Ag Curriculum, etc...), Student Outcome Changes / Quality "Ag Ed", CDE's, Shops
1	4.00%	Curriculum (Development, Support, Collaboration, Flexibility, College/University Credit, High School - College Articulation Credit, etc...)
1	4.00%	Increased Trends in State Standards, Standardized Testing / Common Core and Less "Skill-Based" Assessment
<b>25</b>		

**Wyoming**

<b>Vision 2035 Survey</b>		
<b>2015 NAAE Region I Survey</b>		
<b><u>What do you see as the biggest need, issue, or concern that needs to be addressed at the NATIONAL level with regards to sustaining or strengthening our profession over the next 20 years?</u></b>		
<b>WY</b>	<b>WY</b>	
<b>Need, Issue, and/or Concern</b>	<b>%</b>	
3	15.00%	Curriculum (Ag Sciences, Updates/Revisions, Resources, Relevance, Pathways/Sequencing, Development, Articulation, NGSS, Common Core, Literacy, CASE, Online, etc.)
3	15.00%	Need for More Professional Development, Collaboration, Team Dynamics, Mentoring, Work Ethic, Partnerships, Communication, etc... (State & National)
3	15.00%	Teacher/Staffing Shortage, Recruitment, (New) Teacher Support, Mentoring, Proper Credentialing and Teacher Retention / Salaries and Extended Contracts
2	10.00%	Funding (Budgets, Program, Technology, Equipment, Extended Contracts, Salaries, Government Funding, Incentive Grants, Transportation, etc..)
2	10.00%	Industry-Based Student Certifications / Industry-Based Standards / Industry-Based Skills / Industry-Based Partnerships
2	10.00%	Need for a Clear, Forward-thinking, Proactive Plan and Initiative Within Profession and State/National Leadership and Political Matters
2	10.00%	Program Marketing and Promotion Needs
1	5.00%	Access for ALL kids
1	5.00%	Decline/Lack (Locally, State-wide, and Nationally) of Respect as a "Proven" Academic, Educational Model and/or Profession
1	5.00%	Strengthening of "Career Technical Education" (CTE) Skill Component
<b>20</b>		



**NAAE Region I**

Vision 2035 Survey													
2015 NAAE Region I Survey													
The biggest need, issue, or concern regarding one's own (LOCAL/PERSONAL) teaching/program with regards to sustaining or strengthening the profession/program over the next 20 years:													
AK	AZ	CA	HI	ID	MT	NV	OR	UT	WA	WY	Total	%	
		46	1	19	11	12	26	13	36	9	173	20.89%	Funding (Budgets, Grant Writing, Program, Technology, Equipment, Extended Contracts, Salaries, Travel etc..)
		25	1	11		7	8	11	21	6	90	10.87%	Decline/Lack of Administration, Counseling, School/District, and Board Support
		25		4	3	3	7	6	21	2	71	8.57%	Curriculum (Ag Sciences, Updates/Revisions, Resources, Relevance, Pathways/Sequencing, Development, Articulation, NGSS, Common Core, Online)
		12		2	4	5	4	15	15	5	62	7.49%	Decline/Lack of Community, Parent, Alumni, and/or Industry Support
		22	1	1	5	2	2	6	20	2	61	7.37%	Teacher/Staffing Shortage, Recruitment, (New) Teacher Support, Mentoring, Proper Credentialing and Teacher Retention / Salaries and Extended Contracts
		5		2	4		1	7	18	6	43	5.19%	Decrease in Program/Student #'s due to District/School Graduation & College Requirements, and/or limited access for students to enroll
		12	1	4	11	1	1	2	1	1	34	4.11%	Maintaining the "3-Circle" Ag Ed Model (FFA, SAE, Home Visits, Ag Curriculum, etc..), Student Outcome Changes / Quality "Ag Ed", CDE's, Shops
		12		2	1	2	6	2	6		31	3.74%	Need for Facility, Program Equipment, and Technology Upgrades (Current Industry Standards)
		5		9	2	3		5	4		28	3.38%	Need for More Professional Development, Collaboration, Team Dynamics, Mentoring, Work Ethic, Partnerships, Communication, etc...
		5		1	2		1	3	9	1	22	2.66%	Student Apathy, Decrease in Student Interest, Student Conduct, Student Work Ethic, etc...
		3		1	4		6	3	3	2	22	2.66%	Time Management
		8		1	2	1	2	2		1	17	2.05%	Decline/Lack of Respect as a "Proven" Academic, Educational Model and/or Profession
		9			4		1		1		15	1.81%	Technology (Transition, application, support, etc...)
		2				1		6	5		14	1.69%	Urban and Non-Ag Background Student/Community Increases/Expansions
				2			2	1	7	1	13	1.57%	Class Size (The Increased # of Students in the Classroom/Labs)
		4		6		1	1		1		13	1.57%	Need for a Clear, Forward-thinking, Proactive Plan and Initiative Within Profession and State/National Leadership
		1		1	7		2	1		1	13	1.57%	Program Management, Efficiency, and Productivity / Building and/or Strengthening a Program
		5				3		3	1		12	1.45%	Need for Expanded Opportunities (School Farm, Small Animals, etc...)
		1		2	2		1	5			11	1.33%	Balancing / Counter Balancing Work vs Personal Life
		3		4		1		3			11	1.33%	Industry-Based Student Certifications / Industry-Based Standards / Industry-Based Skills / Industry-Based Partnerships
		2				2		2	4	1	11	1.33%	Student Retention in Program (4 Year Sequence/Pathway) Decrease
		1		3			5		1		10	1.21%	Increase in "Hoops", Paperwork, Bureaucracy, etc...
		1					2		6		9	1.09%	Strengthening of "Career Technical Education" (CTE) Skill Component
		4		1		1		1	1		8	0.97%	Ag Advisory Committees / Ag Advisory Committee Support
		3		2	1			1			7	0.85%	Decrease in Job Opportunities for Teens/Students, and Increase in Liability
		1		1		1		1	2		6	0.72%	Ag Ed (CTE) in Relation to State/National Assessments
		1		1			2		1		5	0.60%	Fundraising Opportunities, Organization Assistance, etc...
		1				2					3	0.36%	"College Ready" vs "Career Ready"
		2			1						3	0.36%	Access for ALL kids
				2					1		3	0.36%	Program Marketing and Promotion Needs
		1						1			2	0.24%	Changing Values and Trends in New Teachers Entering the Profession
		2									2	0.24%	Middle School Ag/FFA Program Expansion
					2						2	0.24%	Need for New Energy-Efficient Resources and Facilities
				1							1	0.12%	Continuous Changes with National FFA
		1									1	0.12%	Decrease in "Ag" Opportunities (examples - County Fairs)
		1									1	0.12%	Too Many N. California Located CDE Field Days
<b>0</b>	<b>0</b>	<b>224</b>	<b>4</b>	<b>81</b>	<b>68</b>	<b>48</b>	<b>80</b>	<b>100</b>	<b>185</b>	<b>38</b>	<b>828</b>		

**NAAE Region I**

Vision 2035 Survey													
2015 NAAE Region I Survey													
The biggest need, issue, or concern that needs to be addressed at the STATE level with regards to sustaining or strengthening our profession over the next 20 years:													
AK	AZ	CA	HI	ID	MT	NV	OR	UT	WA	WY	Total	%	
1	1	30		9	16	6	21	22	30	7	143	26.83%	Teacher/Staffing Shortage, Teacher Recruitment, (New) Teacher Support & Incentives, (New) Teacher Mentoring, and Teacher Retention / Salaries and Extended Contracts
1		15		10	8	10	20	18	22	2	106	19.89%	Funding (Budgets, Program, Technology, Equipment, Extended Contracts, Salaries, Government Funding, Incentive Grants, Transportation, etc..)
	1	15		5	2	5		9	11	1	49	9.19%	Curriculum (Development, Support, Collaboration, Flexibility, College/University Credit, High School - College Articulation Credit, etc....)
		12	2	7	7	4	4	2	3		41	7.69%	Need for More Professional Development, Collaboration, Communication, Mentoring, Work Ethic, etc.... BOTH Inside and Outside of State(s)
		3		1	2		4	6	15		31	5.82%	Ag Ed (CTE) Legislative Support / Political Education and Advocacy
	1	3		2	3	1	1	6	2	2	21	3.94%	Maintaining the "3-Circle" Ag Ed Model (FFA, SAE, Home Visits, Ag Curriculum, etc...), Student Outcome Changes / Quality "Ag Ed", CDE's, Shops
		6		3	1	1	4		3	3	21	3.94%	Need for a Clear, Forward-thinking, Proactive Plan and Initiative Within Profession and State/National Leadership / More Communication Needed
		3					1	1	13	1	19	3.56%	Increased Trends in State Standards, Standardized Testing / Common Core and Less "Skill-Based" Assessment
1		1		1	1		1	2	6		13	2.44%	Decline/Lack of Community, Parent, Alumni, and/or Industry Support
1	1	3				1				6	12	2.25%	Decline/Lack of Respect as a "Proven" Academic, Educational Model and/or Profession
		6		1			1	2			10	1.88%	Industry-Based Student Certifications / Industry-based Standards / Industry-based Skills / "Real World Relevance
		1		4			1	2	1		9	1.69%	Decline/Lack of Administration, Counseling, School/District, and Board Support
		5			1				3		9	1.69%	Strengthening of "Career Technical Education" (CTE) Skill Component
		1					1	4	2		8	1.50%	Decrease in Program/Student #'s due to District/School Graduation & College Requirements, and/or Limited Access for Students to Enroll
		1			5			1			7	1.31%	Need for Increased Education on Current Ag Issues (Organic Farming, GMO's, Drought, etc....)
		1	1						1	3	6	1.13%	Need for Stronger State Leadership for CTE / Ag Ed
					3		1	1			5	0.94%	Balancing / Counter Balancing Work vs Personal Life, Time Management
					1		1	3			5	0.94%	Implementing a Two-State Ag Ed / FFA Convention, Central Sites for Conventions and Trainings / Quality of State Conventions
		1			2						3	0.56%	Technology (Transition, application, support, etc....)
		1							2		3	0.56%	Urban and Non-Ag Background Student/Community Increases/Expansions
		1			1						2	0.38%	Increase of Student Interest/Involvement in FFA Leadership/CDE's and a Decrease/Limitation of Facilities, Logistics, etc.... to Handle Demand
			1	1							2	0.38%	Leadership Stability at the State Level
		1							1		2	0.38%	Need for Facility, Program Equipment, and Technology Upgrades (Current Industry Standards)
							1				1	0.19%	Decline in State Fair(s)
		1									1	0.19%	Decrease in Job Opportunities for Teens/Students, and Increase in Liability
				1							1	0.19%	Empowering Rural Communities
		1									1	0.19%	Middle School Ag / FFA Expansion
		1									1	0.19%	State Ag Advisory Committee
		1									1	0.19%	Student Apathy, Decrease in Student Interest, Student Conduct, Student Work Ethic, etc....
4	4	114	4	45	53	28	62	79	115	25	533		

**NAAE Region I**

Vision 2035 Survey															
2015 NAAE Region I Survey															
The biggest need, issue, or concern that needs to be addressed at the NATIONAL level with regards to sustaining or strengthening our profession over the next 20 years:															
AK	AZ	CA	HI	ID	MT	NV	OR	UT	WA	WY	Total	%			
		15		5	12	11	10	12	16	3	85	22.02%	Teacher/Staffing Shortage, Recruitment, (New) Teacher Support, Mentoring, Proper Credentialing and Teacher Retention / Salaries and Extended Contracts		
1	1	21		3	7	6	7	9	14	2	71	18.39%	Funding (Budgets, Program, Technology, Equipment, Extended Contracts, Salaries, Government Funding, Incentive Grants, Transportation, etc..)		
	1	14		3	4		3	3	10	3	41	10.62%	Curriculum (Ag Sciences, Updates/Revisions, Resources, Relevance, Pathways/Sequencing, Development, Articulation, NGSS, Common Core, Literacy, CASE, Online, etc.)		
		11		2	4	2	3	9	4	3	38	9.84%	Need for More Professional Development, Collaboration, Team Dynamics, Mentoring, Work Ethic, Partnerships, Communication, etc... (State & National)		
		16		2	1			6	8	2	35	9.07%	Need for a Clear, Forward-thinking, Proactive Plan and Initiative Within Profession and State/National Leadership and Political Matters		
	1	5			4		4		6	1	21	5.44%	Decline/Lack (Locally, State-wide, and Nationally) of Respect as a "Proven" Academic, Educational Model and/or Profession		
		2		2	1	1	3	4	7		20	5.18%	Consistent and Aligned State and National Curriculum, "3-Circle" Model, and CDE's		
1		2			3			2	2		10	2.59%	Need for Increased Education on Current Ag Issues (Organic Farming, GMO's, Drought, etc...)		
		4			1			1	2	2	10	2.59%	Program Marketing and Promotion Needs		
		6		1	1			1			9	2.33%	Ag Career Network Should Be Seamless / Revise National FFA Website to be More User Friendly		
		2						3	2		7	1.81%	Increased Involvement and Communication Within State/National NAAE Officers and Chairs		
		1		1				2		1	5	1.30%	Access for ALL kids		
		2						1		2	5	1.30%	Industry-Based Student Certifications / Industry-Based Standards / Industry-Based Skills / Industry-Based Partnerships		
		1							3	1	5	1.30%	Strengthening of "Career Technical Education" (CTE) Skill Component		
								1	3		4	1.04%	Change FFA Convention to Western State Location / More Affordable & Relevant Confernces		
									4		4	1.04%	State/Federal Testing Requirements		
1		1			1						3	0.78%	Decrease in Job Opportunities for Teens/Students, and Increase in Liability		
								1	2		3	0.78%	Urban and Non-Ag Background Student/Community Increases/Expansions		
		2									2	0.52%	Ag Advisory Committees / Ag Advisory Committee Support		
									2		2	0.52%	Ag Ed (CTE) Legislative Support / Political Education and Advocacy		
				2							2	0.52%	Growing the Economy		
							1		1		2	0.52%	Middle School Ag/FFA Program Expansion		
		1									1	0.26%	Need for Expanded Opportunities (School Farm, Small Animals, etc...)		
								1			1	0.26%	Time Management		
4	3	106	0	21	39	20	31	56	86	20	386				

### **Special Thanks**

In appreciation of Atwater High School's (CA)

*Kaylyn Davenport*

*Kim Macintosh*

*Shelby West*

for their time and effort in assisting with the organization  
and tabulation of the survey data associated with this report.

### **For More Information**

For addition information, questions, and/or further inquiry regarding the survey or this report, you can contact:

**Dave Gossman**

California Agricultural Teacher's Association (CATA)

Atwater High School Agriculture Department

PO Box 835

Atwater, CA 95301

[dgossman@muhsd.org](mailto:dgossman@muhsd.org)

209-357-6025 (office)